

Products /  **CASTALDI** / BOX D58 / D58 BOX/W1 / D58/W1-LWW-LT2-AL

## BOX D58 D58/W1-LWW-LT2-AL

### TECHNICAL DATA

#### GENERAL

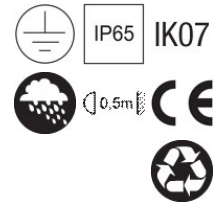


Item code	D58/W1-LWW-LT2-AL
Place installation	outdoor
Name	D58 BOX/W1 / D58/W1-LWW-LT2-AL wall mounted
Note	5000K on request. DALI version on request.
Standard colour	AL - aluminium grey (similar to RAL 7040)
Variante colour	GR - graphite satin finish (similar to RAL 7022)
Environments	urban landscape, street lighting, façades and architectural works, wellness, hallway, industrial areas, places of worship



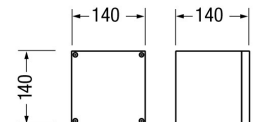
#### PHYSICAL

Installation type	wall mounted
Mounting type	surface
Painting	Polyester powder coating, with a pluri-processed against corrosion (passed the exposure of over 1500 hours in a saline mist environment).
Screws	AISI 304 stainless steel screws.
Seals	Silicone Rubber.
Body	Corrosion resistant die-cast aluminium body.




#### DIMENSIONS

A: Total width device (mm)	140
L: Total length device (mm)	140
Weight (kg)	2,5
Volume piece packed (m3)	0,005



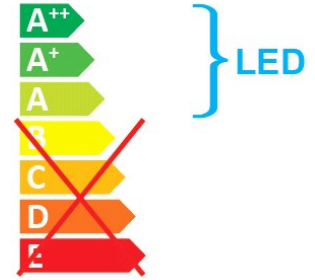
#### OPTICAL SYSTEMS

Emission	direct/indirect
Opening beam	blade
Optical System	Safety tempered glass.



## ENERGY SAVING

This luminaire contains built-in LED lamps  
The lamps cannot be changed in the luminaire



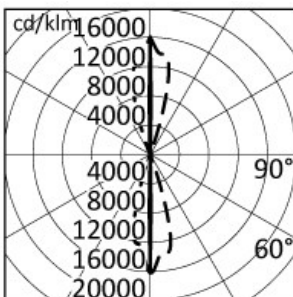
## SOURCES

Source Type	Source Power	System Power	Source	Lamp Socket	Sources Temperature Colour	Nominal Flux	Output Flux	Source description
LED	-	6W	-	-	3000K	-	45 lm	-

## ELECTRICAL

Ballast type	Electronic
Mounting ballast type	Integral
Line input	Use only (EN 60598-1) cable type H07RN-F with diameter between 7 and 10mm.
Voltage	220-240V
Frequency	50-60Hz

## PHOTOMETRICS



h(m)	Ø(m)	γ=0° α=2°	Ø(m)	γ=0° β=31°	Emed(lx)
5.00	0.17		2.76		21
3.00	0.10		1.66		58
1.00	0.03		0.55		523
1.00	0.03		0.55		485
3.00	0.10		1.65		54
5.00	0.15		2.76		19
Ø(m)		γ=0° α=2°	Ø(m)	γ=0° β=31°	

## NORMS / DIRECTIVES

Norms	EN 60598-1, EN 60598-2-1
Directives	2014/35/UE, 2014/30/UE